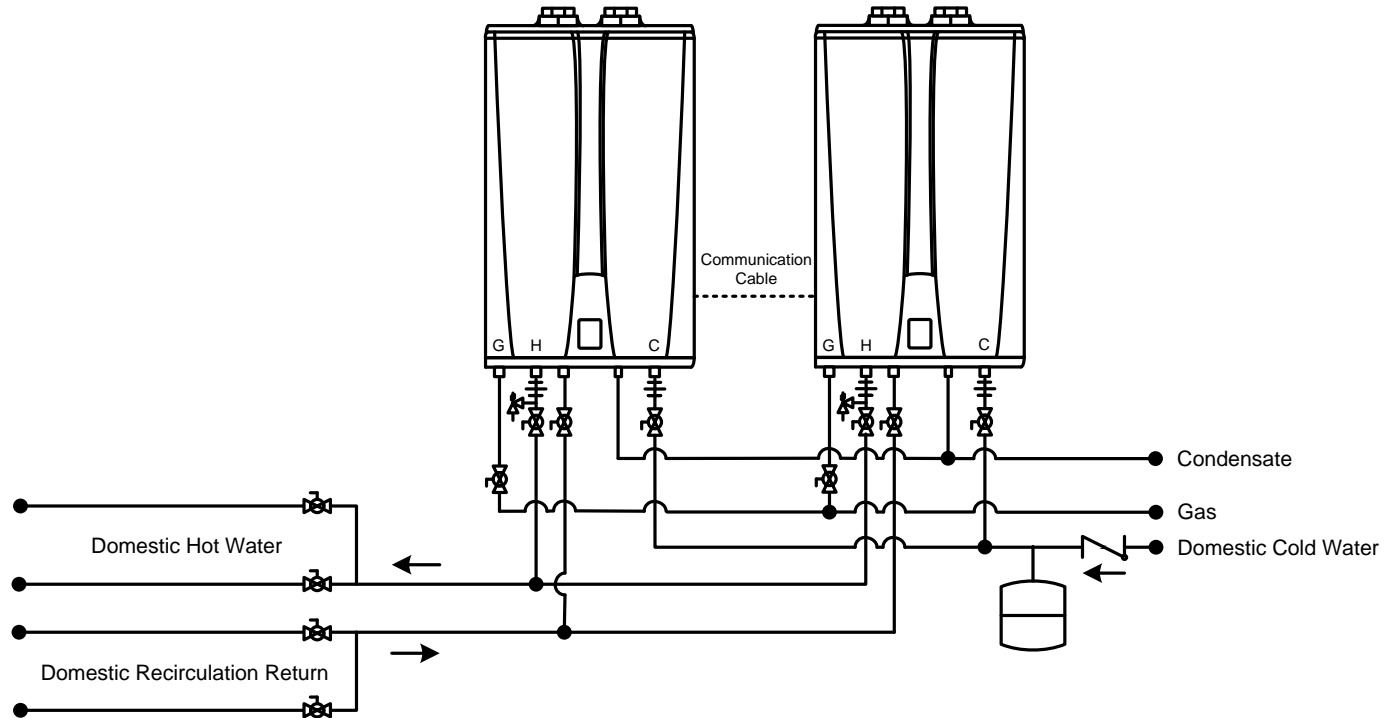


This drawing is intended only as a guide and not as a replacement for professionally engineered project drawings. This concept system drawing does not imply compliance with local building codes. Actual installation may vary depending on installation location & parameters and it must be done in accordance to all local building codes. Verify with local building officials before commencement of system installation.



Recommended Pipe Size/Heater Count

1 Unit - 3/4"

2 Units - 1"

3 Units - 1-1/4"

4 to 5 Units - 1-1/2"

6 to 8 Units - 2"

9 to 14 Units - 2-1/2"

15 to 16 Units - 3"

KD Navien

20 Goodyear
Irvine, CA 92618
800-519-8794

www.navienamerica.com

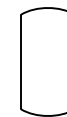
NPE-A Series Tankless Water Heater

Two NPE-A Tankless
External Recirculation Mode
Two Domestic Circuits

Drawn By: B. Fenske

NPE-A-2-E2-BF02

August 1, 2013



Storage Vessel



Check Valve



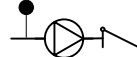
Circulator



Pressure Relief Valve



Expansion Tank



DHW Circulator
w/Aquastat & Check Valve



Mixing Valve



Full-port Ball Valve



Aquastat